



POLYCOM[®]

KIRK[®] Release Notes

KIRK[®] 6040 KIRK[®] 7040

Firmware Version PCS 07Ea
Q1, 2011

Table of Contents

1. INTRODUCTION.....	1
1.1 TERMS AND DEFINITIONS	1
1.2 RELEASE	1
1.3 IMPORTANT NOTES	1
1.4 UPDATING USB DRIVER	1
1.5 UPGRADING THE HANDSET	1
2. DISTRIBUTION FILES	1
3. CHANGES.....	2
3.1 VERSION PCS 07EA – Q1, 2011.....	2
3.1.1 <i>Added or Changed Features</i>	2
3.1.2 <i>Removed Features</i>	2
3.1.3 <i>Corrections</i>	2
3.2 VERSION PCS 07AA – Q4, 2010	3
3.2.1 <i>Added or Changed Features</i>	3
3.2.2 <i>Removed Features</i>	4
3.2.3 <i>Corrections</i>	4
3.3 VERSION PCS 06DA – Q3, 2010	4
3.3.1 <i>Added or Changed Features</i>	4
3.3.2 <i>Removed Features</i>	5
3.3.3 <i>Corrections</i>	5
3.4 VERSION PCS 05DA – Q2, 2010	5
3.4.1 <i>Added or Changed Features</i>	5
3.4.2 <i>Removed Features</i>	5
3.4.3 <i>Corrections</i>	5

1. Introduction

1.1 Terms and Definitions

GUI Graphical User Interface

HMP Handset Management Program KIRK 50-, 60-, and 70-Handset Series, v. 1.02

KWS KIRK Wireless Server

MSF Message Service Format

P-ID Production Identification

1.2 Release

These combined release note apply to the released versions of firmware for the KIRK 6040 and KIRK 7040. This version specifically applies to version PCS 07Ea of the firmware. The release is a main release that replaces the PCS 07Aa as the latest generally available (GA) release.

1.3 Important Notes

Please note that this release note and its firmware upgrade apply only to the KIRK 6040 and 7040. For the KIRK 6020-, 7010- and 7020-Handset Series please see KIRK® Release Notes KIRK® 6020, KIRK® 7010 and KIRK® 7020 firmware version 07Ea Q1/2011.

These handsets included in these release notes are identical in functionality, but the KIRK 7040 has an easy-clean keypad.

1.4 Updating USB Driver

The Device Manager/USB Serial Port/Driver/Driver Version should be 2.8.2.0 or later.

If needed, download and install latest driver from this location:

<http://www.ftdichip.com/Drivers/VCP.htm>

1.5 Upgrading the Handset

Back up the phone book and/or settings prior to the upgrade.

From PCS 07Aa and higher it is no longer necessary to execute the “Reset to Factory Settings”. The handset will automatically apply changes and updates to the non-volatile memory and reboot.

2. Distribution Files

Please click [here>>](#) to find firmware image of the KIRK 6040 platform.

Please click [here>>](#) to find firmware image of the KIRK 7040 platform.

3. Changes

3.1 Version PCS 07Ea – Q1, 2011

3.1.1 Added or Changed Features

- A new managed feature “Absent mode” has been added to the handset. In this mode the handset will reject calls and ignore messages while placed in the charger. The icon next to this text will appear in the display when this mode is active. The feature can only be enabled/disabled via HMP or MSF.
- Readout of P-ID has been added to *Menu/Status/Firmware version*.
- Individual Long Key settings have been added.
- A Push to talk-attribute may be added to an existing speed dial entry. In this mode the handset starts the call with the microphone muted. To un-mute, press and hold the “Mic on” soft key.
- If an incoming call setup contains a Calling Party Name, this is shown in the Call list instead of the number unless an associated name exists in the phone book.
- The handset can handle an incoming call setup containing a SIP-URI of up to 128 characters. This number can be redialed from the Call list by pressing the On/Off Hook key.
NB: A number containing a SIP-URI cannot be stored in the phone book or entered via the keypad.
- A phone number containing a ‘+’ can be entered from the keypad by pressing the ‘#’ key three times.
- The phone book can handle numbers containing ‘+’.
- The display of missed calls can be suppressed by the KWS.
- Support of Virtual SIM has been added.



3.1.2 Removed Features

- In previous versions the phone book allowed for multiple entries to have the same name. This feature has been removed to avoid that duplicate names are created using the GUI or HMP.

3.1.3 Corrections

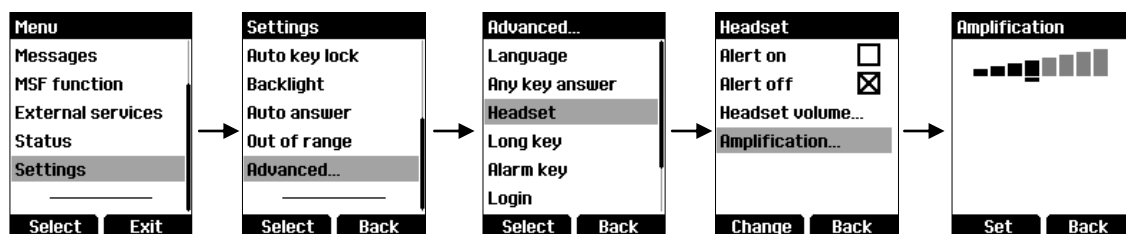
- Start date in *Menu/Settings/Advanced/Time & date*, has been changed to 1/1-2011.
- In previous versions changing the setting Headset Alert using HMP did not take effect until the handset was power cycled. This has now been corrected.
- When receiving a message alert during an active call, the far end would sometimes experience a scratching noise. This has now been corrected.
- An incoming call starting with ‘+’ would appear correctly in the incoming call list, but re-dialing this number by pressing On/Off Hook key, failed. This has now been corrected.

- On rare occasions, pressing the '#' key in idle mode would be misinterpreted as a long press of the '0' key. This has now been corrected.
- Searching for an entry in the phone book, when adding a name to a speed dial key was malfunctioning. This has now been corrected.
- Long pressing the power key 'Left soft key' during an active call would terminate the call and enter the Turn off menu. This has now been corrected.

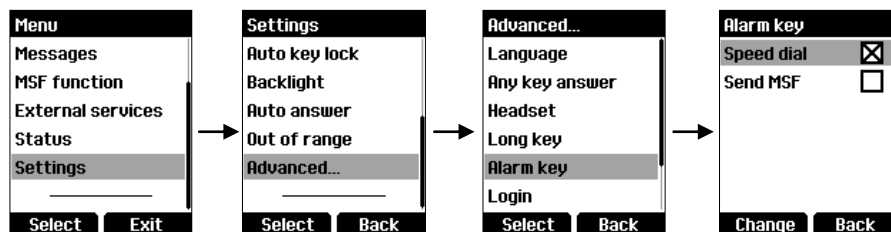
3.2 Version PCS 07Aa – Q4, 2010

3.2.1 Added or Changed Features

- Portuguese language added.
- Added support for broadcast messaging. The messaging format now includes icons.
- During an active voice call, the alert tones of received messages are attenuated by 30dB.
- The speaker gain, when in loudspeaking mode, has been raised by 12dB.
- Ringer tone 2 has been replaced by a low frequency higher volume “digital” ringer tone.
- Ringer tone 3 has been replaced by a high-frequency higher volume “digital” ringer tone.
- The built-in wired headset amplifier¹ can be configured using the handset menu, see screen dumps below. The selectable amplification range spans from -12dB to +18dB.



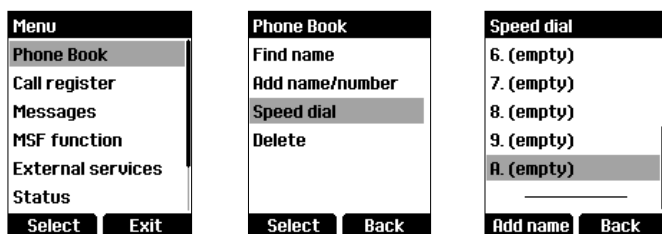
- An entry in the phonebook can be assigned to a long key press on the alarm key. First the alarm key must be configured to use speed dial, see below.



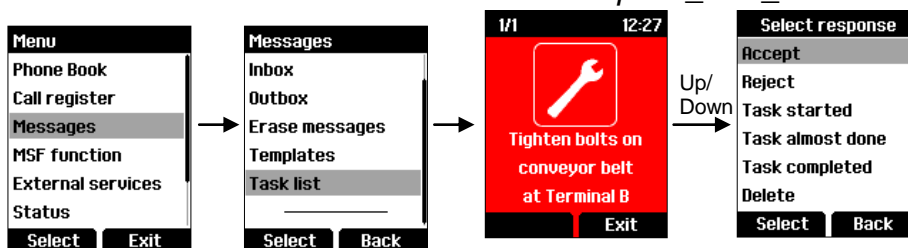
Then speed dial entry “A” must be assigned by selecting Add name:



¹ Supported in KIRK 60- Handsets only.



A menu has been added to access XML-RPC *endpoint_sms_advanced* task list.



In this example the task list has been populated by a messaging application. Pushing up/down will enable the user to select response. For easy access to the Task list, this entry has been added to the Shortcut list.

3.2.2 Removed Features

None.

3.2.3 Corrections

- The Auto answer feature “When headset” did not detect presence of a wired headset. This has now been corrected.
- The Headset menu for configuring wired headset was missing. It has now been added.
- KIRK 6040 and KIRK 7040 would identify themselves as “Polycom 5040” to other Bluetooth devices. They now identify themselves correctly.
- In some menus, depending on the selected language, the trailing three dots could be shown as a question mark by mistake. This has now been corrected.
- Ringer tone 6 sounded slightly distorted. This has now been corrected.

3.3 Version PCS 06Da – Q3, 2010

3.3.1 Added or Changed Features

- Added Intercom Call.
- Added support for XML-RPC *endpoint_base_stations*.
- The audio processing in handsfree mode has been changed from half duplex to full duplex.
- Acoustic echo cancellation has been implemented to reduce the ear to mic. overhearing, noticeable for the calling party in systems with long latencies (>10ms).

Note: The two features right above do not apply to handsets shipped before May 2010 as they have an older CPU revision. The CPU revision must be “C” or higher. See *99984* HOOK for current CPU Revision.

3.3.2 Removed Features

None.

3.3.3 Corrections

- The Bluetooth error handling has been improved in cases where the headset loses its connection to the handset.
- The ringer tone accompanying a received message was played back using the Ringing Volume setting. This has now been changed so that it uses the Alerting Volume setting. See description of Alerting Volume setting in the User guide.
- If a call waiting indication was received during an active call, the audio was sometimes distorted. This has now been corrected.
- Using register recall during an active call sometimes caused a short glitch in the audio path. This has now been corrected.
- On rare occasions, the audio sometimes would be missing in both directions due to an internal bus lock-up. The only work around was to power cycle the handset. This has now been corrected.

3.4 Version PCS 05Da – Q2, 2010

3.4.1 Added or Changed Features

- The handset will turn itself off after five minutes, if it has not been subscribed to a system. This feature is added to avoid battery discharge, if the handset is accidentally turned on during transportation.

3.4.2 Removed Features

3.4.3 Corrections

- To avoid unpredictable behavior of the handset, it will not turn on if battery level is low. The LED at top will light red while the power key is pressed.